



GroPro Ag STOMP SLUG® Booklet Label

GroPro Ag STOMP SLUG®

Description: 8-page Booklet Label

Label Stock: Base - 60# semigloss

Date: 5.12.22

Version: 2

Project Number: S46808

← Inside Pages 5.75" →

PRECAUTIONARY STATEMENTS

- Do not get in eyes, on skin or on clothing.
- Wash hands, forearms, and other exposed areas thoroughly after handling.
- Do not eat, drink or smoke when using this product.
- Do not breathe vapors, mist, or spray.

FIRST AID
<p>IF IN EYES: • Hold eye open and rinse slowly and gently with water for 15-20 minutes. • Remove contact lenses, if present, after the first 5 minutes, then continue rinsing eye. • Call a poison control center or doctor for further treatment advice.</p>
<p>IF SWALLOWED: • Call a poison control center or doctor immediately for treatment advice. • Have a person sip a glass of water if able to swallow. • Do not induce vomiting unless told to do so by the poison control center or doctor. • Do not give anything to an unconscious person.</p>
<p>IF INHALED: • Move person to fresh air. • If person is not breathing, call 911 or an ambulance, then give artificial respiration, preferably by mouth-to-mouth, if possible. • Call a poison control center or doctor for further treatment advice.</p>
<p>IF ON SKIN OR CLOTHING: • Take off contaminated clothing. • Rinse skin immediately with plenty of water for 15-20 minutes. • Call a poison control center or doctor for further treatment advice.</p>

POISONING HOTLINE

Seek medical care as soon as possible after exposure. For incidents involving animals, seek veterinary care as soon as possible after exposure. Have the product container or label with you when calling a poison control center or doctor or veterinarian, or when going for treatment. For information on this pesticide product (including health concerns, medical emergencies, treatment advice, or pesticide incidents), call National Pesticide Information Center at 1-800-858-7378.

Tea saccharides is a natural material, which is safe for humans.

2

5.75"

GroPro Ag STOMP SLUG® Booklet Label

GroPro Ag STOMP SLUG®

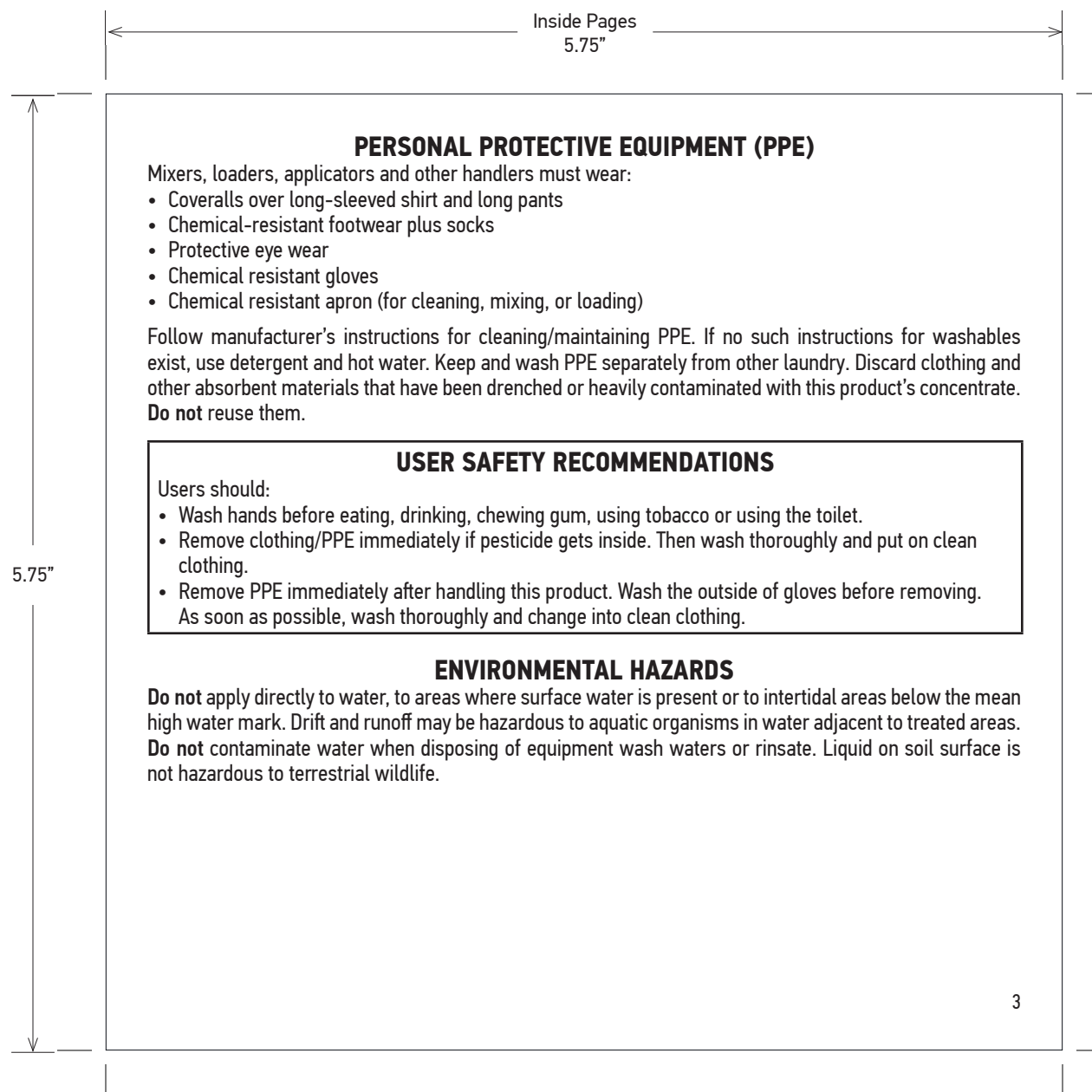
Description: 8-page Booklet Label

Label Stock: Base - 60# semigloss

Date: 5.12.22

Version: 2

Project Number: S46808



GroPro Ag STOMP SLUG® Booklet Label

GroPro Ag STOMP SLUG®

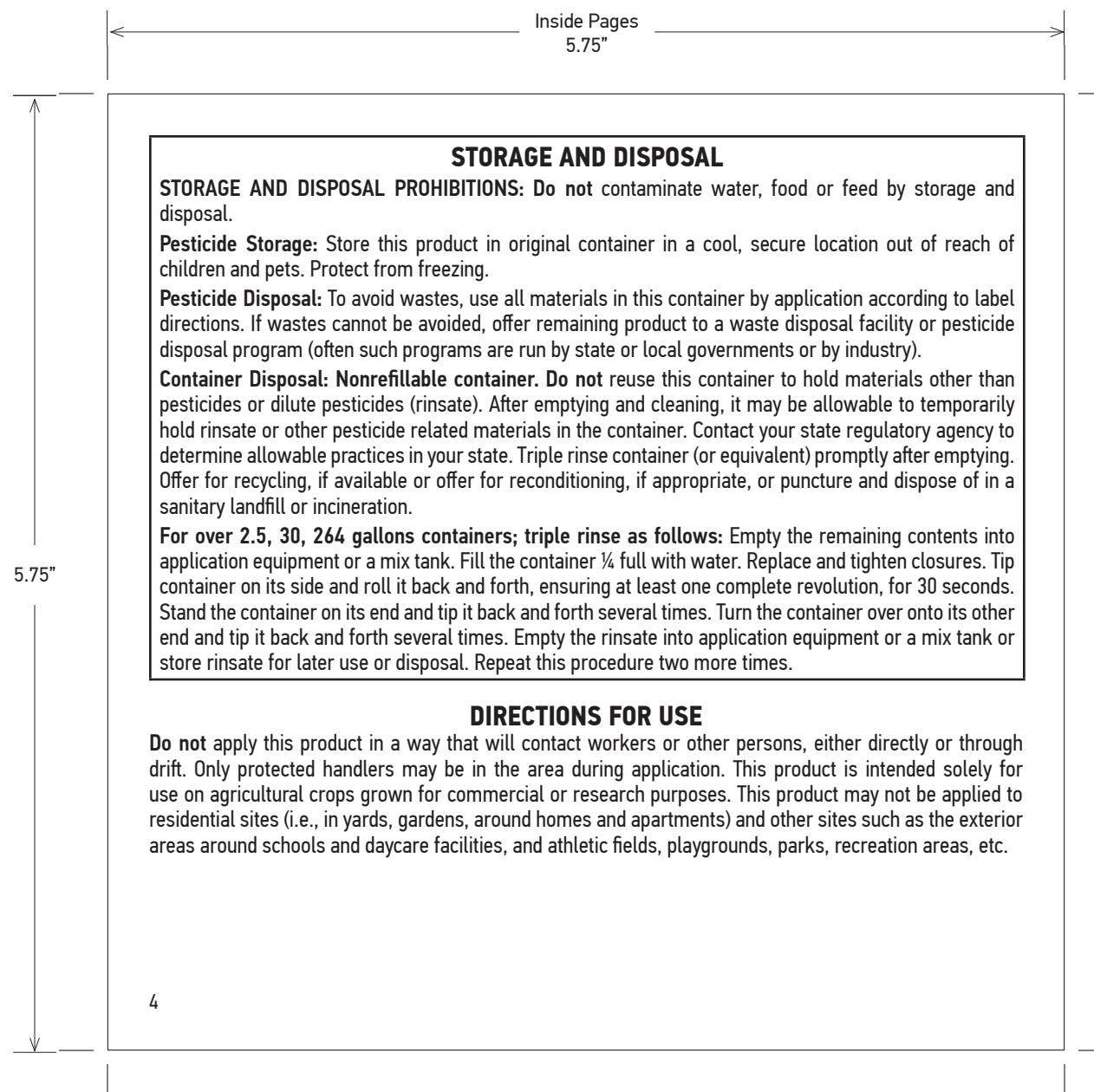
Description: 8-page Booklet Label

Label Stock: Base - 60# semigloss

Date: 5.12.22

Version: 2

Project Number: S46808



GroPro Ag STOMP SLUG® Booklet Label

GroPro Ag STOMP SLUG®

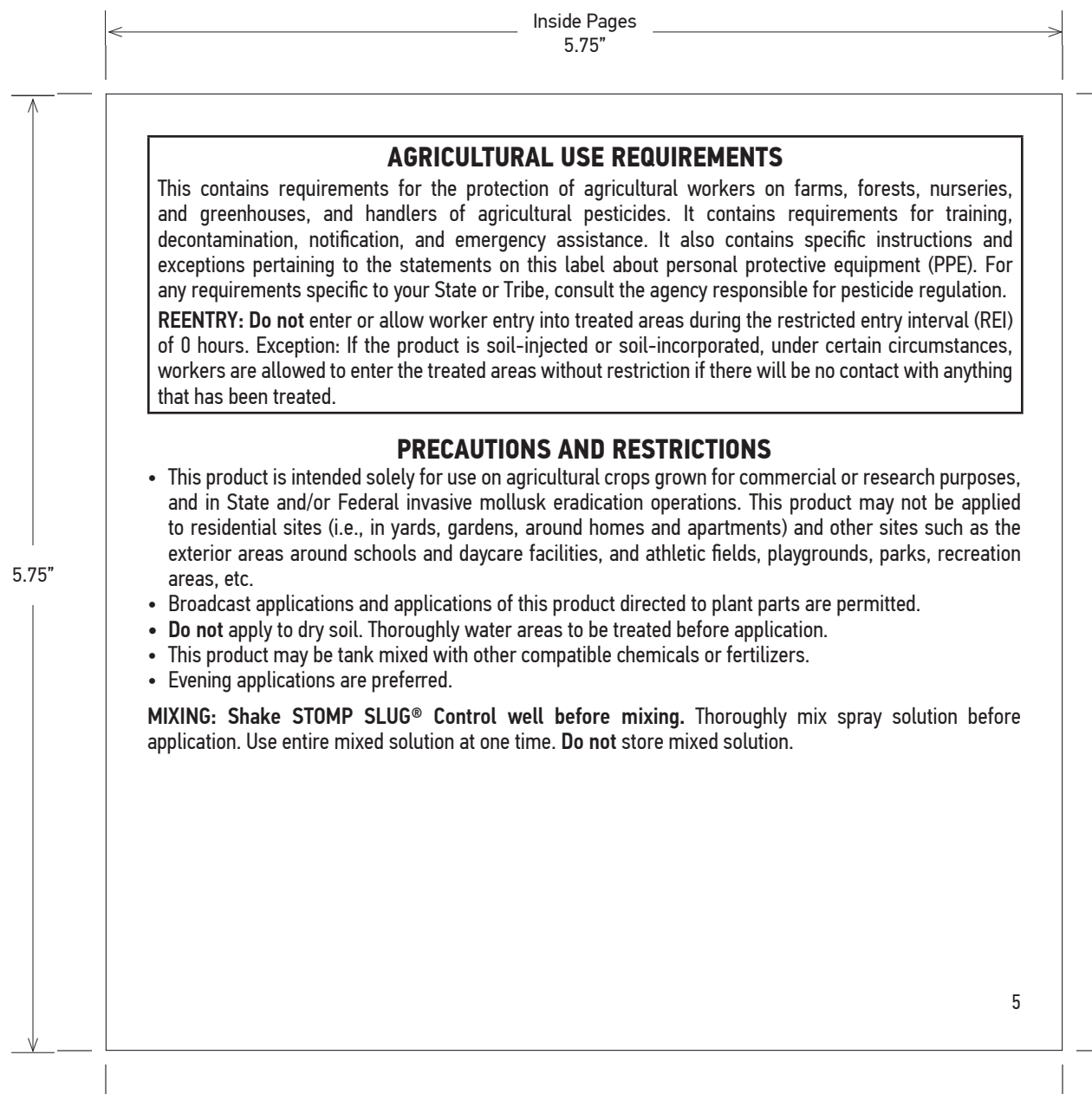
Description: 8-page Booklet Label

Label Stock: Base - 60# semigloss

Date: 5.12.22

Version: 2

Project Number: S46808



GroPro Ag STOMP SLUG® Booklet Label

GroPro Ag STOMP SLUG®

Description: 8-page Booklet Label

Label Stock: Base - 60# semigloss

Date: 5.12.22

Version: 2

Project Number: S46808

Inside Pages 5.75"	
ARTICHOKE - perennial	Thoroughly water ground areas to be treated before application. Do not apply in such a manner as to cause drift of product. For best results, apply in the evening, and in enough water for thorough coverage on foliage.
SLUGS AND SNAILS: Apply 64-96 fl. oz. per treated acre in sufficient water for thorough coverage.	
ARTICHOKE - annual	Thoroughly water ground areas to be treated before application. Do not apply in such a manner as to cause drift of product. For best results, apply in the evening, and in enough water for thorough coverage on foliage.
SLUGS AND SNAILS: Apply 64-96 fl. oz. per treated acre in sufficient water for thorough coverage.	
BERRIES: Caneberries (bingleberry, black raspberry, blackberry, boysenberry, dewberry, lowberry, marionberry, olallieberry, red raspberry, youngberry) and other berries (cranberry, currant, elderberry, gooseberry, huckleberry, loganberry, lingonberry, juneberry, salal), Blueberry	Thoroughly water ground areas to be treated before application. Do not apply in such a manner as to cause drift of product. For best results, apply in the evening, and in enough water for thorough coverage on foliage.
SLUGS AND SNAILS: Apply 64-96 fl. oz. per treated acre in sufficient water for thorough coverage.	
CITRUS	Make application when foliage and fruit are completely dry but soil is wet following an irrigation. Apply to soil under trees. Use equipment that applies directly to soil surface. Thoroughly water ground areas to be treated before application. Do not apply in such a manner as to cause drift of product. For best results, apply in the evening, and in enough water for thorough coverage on foliage.
SLUGS AND SNAILS: Apply 64-96 fl. oz. per treated acre in sufficient water for thorough coverage.	
6	

GroPro Ag STOMP SLUG® Booklet Label

GroPro Ag STOMP SLUG®

Description: 8-page Booklet Label

Label Stock: Base - 60# semigloss

Date: 5.12.22

Version: 2

Project Number: S46808

Inside Pages 5.75"	
<p>LETTUCE, COLE CROPS AND OTHER LEAFY GREENS: broccoli, Brussels sprouts, cabbage, cauliflower, cavalo, celery, broccolo, collards, kale, kohlrabi, mizuna, mustard greens, spinach, swiss chard, rape greens</p> <p>Tomatoes Rhubarb Strawberries</p>	<p>Thoroughly water areas to be treated before application. Apply only to soil surface around plants and in rows between plants. Use equipment that applies directly to the soil surface and plant foliage. Thoroughly water ground areas to be treated before application. Do not apply in such a manner as to cause drift of product. For best results, apply in the evening, and in enough water for thorough coverage on foliage.</p>
<p>SLUGS AND SNAILS: Apply 64-96 fl. oz. per treated acre in sufficient water for thorough coverage.</p>	
<p>ORNAMENTALS</p>	<p>Thoroughly water areas to be treated before application. Use equipment that applies directly to the soil surface. Apply evenly over infested areas and along flower beds adjacent to border or ground cover plants. Do not apply in such a manner as to cause drift of product onto plants. NOTE: Some slight tip burning has been noticed on extremely tender orchids. For best results, apply in the evening.</p>
<p>SLUGS AND SNAILS: Apply 64-96 fl. oz. per treated acre in sufficient water for thorough coverage OR 2.25 fl. oz. in ten gallons of water per treated 1,000 sq. ft. OR ¾ tablespoon in two gallons of water per 200 sq. ft.</p>	
<p>PRICKLY PEAR CACTUS</p>	<p>The ground onto which the STOMP SLUG® is applied must be wet (via rainfall or irrigation). The crop may be harvested on the day of application.</p>
<p>SLUGS AND SNAILS: Apply STOMP SLUG® to the ground in a line on each side of the crop, 1-3 feet from the base of the plants, at a rate of 64-96 fluid ounces per treated acre in sufficient water for thorough coverage.</p>	
7	

GroPro Ag STOMP SLUG® Booklet Label

GroPro Ag STOMP SLUG®

Description: 8-page Booklet Label

Label Stock: Base - 60# semigloss

Date: 5.12.22

Version: 2

Project Number: S46808

Inside Pages 5.75"	
GRASS GROWN FOR SEED	Uniformly spray directly on grass grown for seed. Withhold heavy watering for at least 2 days after treatment. Keep children and pets off the treated area until spray has dried.
SLUGS AND SNAILS: Apply 64-96 fl. oz. per treated acre in sufficient water for thorough coverage OR 1.5 fl. oz. in ten gallons of water per treated 1,000 sq. ft.	
WATERCRESS	<ul style="list-style-type: none"> • Application rate: 118 fl. oz. per acre. • Do not make more than four applications per harvested crop. • The first application can be made following planting a new crop or following the harvest and start of a return crop. The second application can be made up to harvest. • A maximum of 8 applications per year can be made to a field. PRE-HARVEST INTERVAL: 0 days.
USE DIRECTIONS	
<ul style="list-style-type: none"> • Fields to be treated with STOMP SLUG® must be drained for a minimum period of 24 hours prior to treatment and must remain drained for 24 hours following the treatment. • Apply to the crop canopy. • For optimum efficiency, apply STOMP SLUG® in the morning while dew is still on the plants and snails are visible on the plants. • Watering restrictions: avoid irrigation or addition of water until STOMP SLUG® Control is dry. • The average depth of water in the watercress beds should be between 1 to 1.5 inches while watercress is in production. • Make applications by ground sprayer equipment with a minimum of 50 gallons of water per acre. Applications can also be made through chemigation system. When chemigation is used, follow the directions for chemigation system. 	
CHEMIGATION USE INSTRUCTIONS	
Apply STOMP SLUG® only through solid set, micro sprinkler, and drip irrigation system. Do not apply this product through any other type of irrigation system. Crop injury, lack of effectiveness, in the crop can result from non-uniform distribution of material. If you have questions about calibration, you should contact State Extension Service specialist. Do not connect an irrigation system used for pesticide application to a public water system.	
8	
5.75"	

GroPro Ag STOMP SLUG® Booklet Label

GroPro Ag STOMP SLUG®

Description: 8-page Booklet Label

Label Stock: Base - 60# semigloss

Date: 5.12.22

Version: 2

Project Number: S46808

Inside Pages
5.75"

5.75"

OPERATING INSTRUCTIONS

1. The irrigation system must contain a functional check-valve, vacuum relief valve, and low pressure drain appropriately located on the irrigation pipeline to prevent water-source contamination from backflow.
2. The pesticide injection pipeline must contain a functional, automatic, quick-closing check valve to prevent the flow of fluid back towards the injection pump.
3. The pesticide injection pipeline must also contain a functional, normally closed, solenoid-operated valve located on the intake side of the injection pump and connected to the system interlock to prevent fluid from being withdrawn from the supply tank when the irrigation system is either automatically or manually shut down.
4. The system must contain functional interlocking controls to automatically shut off the pesticide injection pump when the water pump motor stops.
5. System must use a metering pump effectively designed and constructed of materials that are compatible with pesticides and capable of being fitted with a system interlock.
6. **Do not** apply when wind speed favors drift beyond the area to be treated.
7. If using solid sets or sprinklers part circle sprinklers should be installed at the periphery of the fields to prevent an off-target application.
8. STOMP SLUG® must be applied on the schedule specified in the specific crop use directions, and not according to the irrigation schedule.
9. **Do not** inject STOMP SLUG® at full strength. Dilute in adequate amount of water prior to injecting in the irrigation system for chemigation.

9

GroPro Ag STOMP SLUG® Booklet Label

GroPro Ag STOMP SLUG®

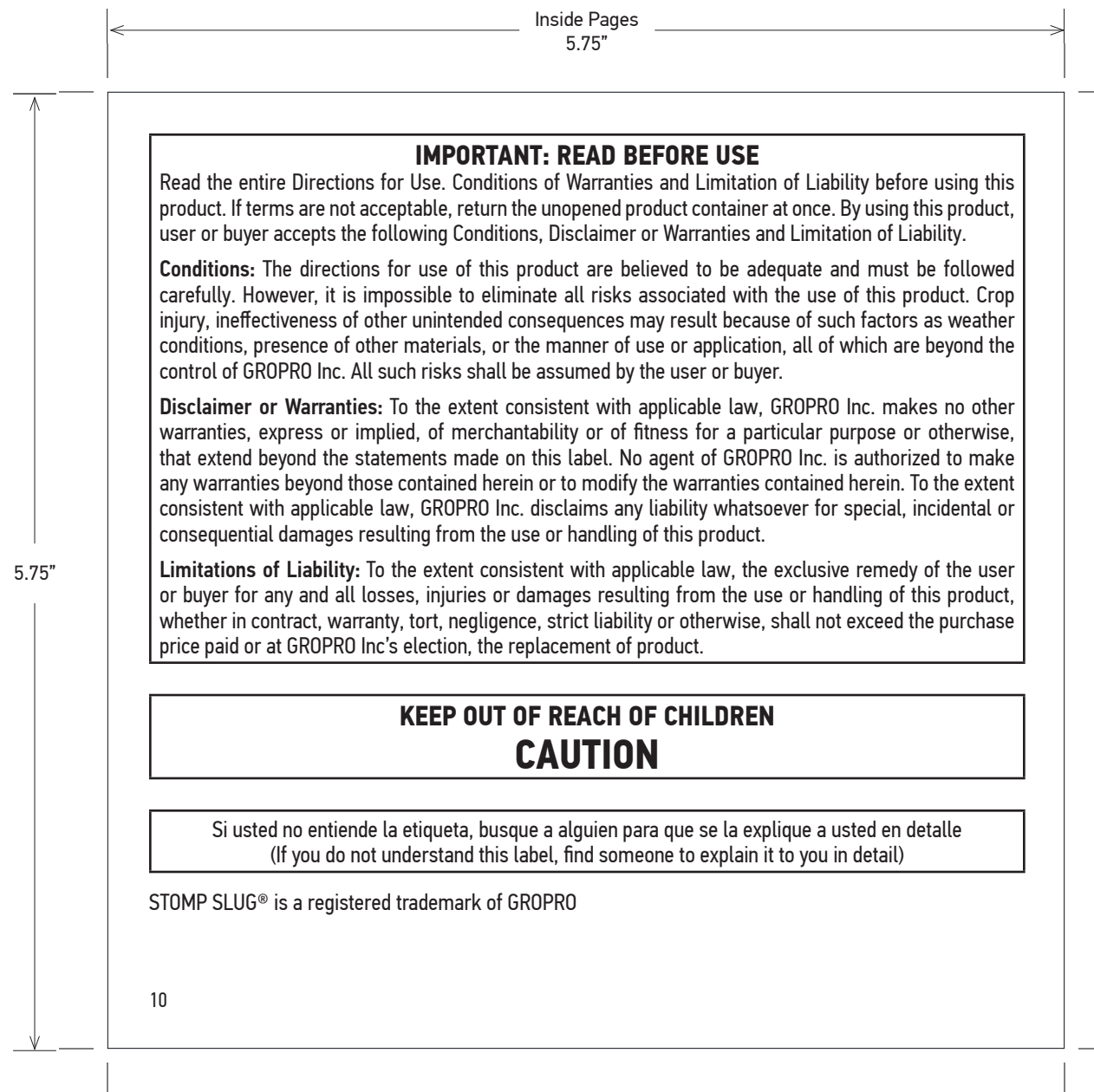
Description: 8-page Booklet Label

Label Stock: Base - 60# semigloss

Date: 5.12.22

Version: 2

Project Number: S46808



GroPro Ag STOMP SLUG® Booklet Label

GroPro Ag STOMP SLUG®

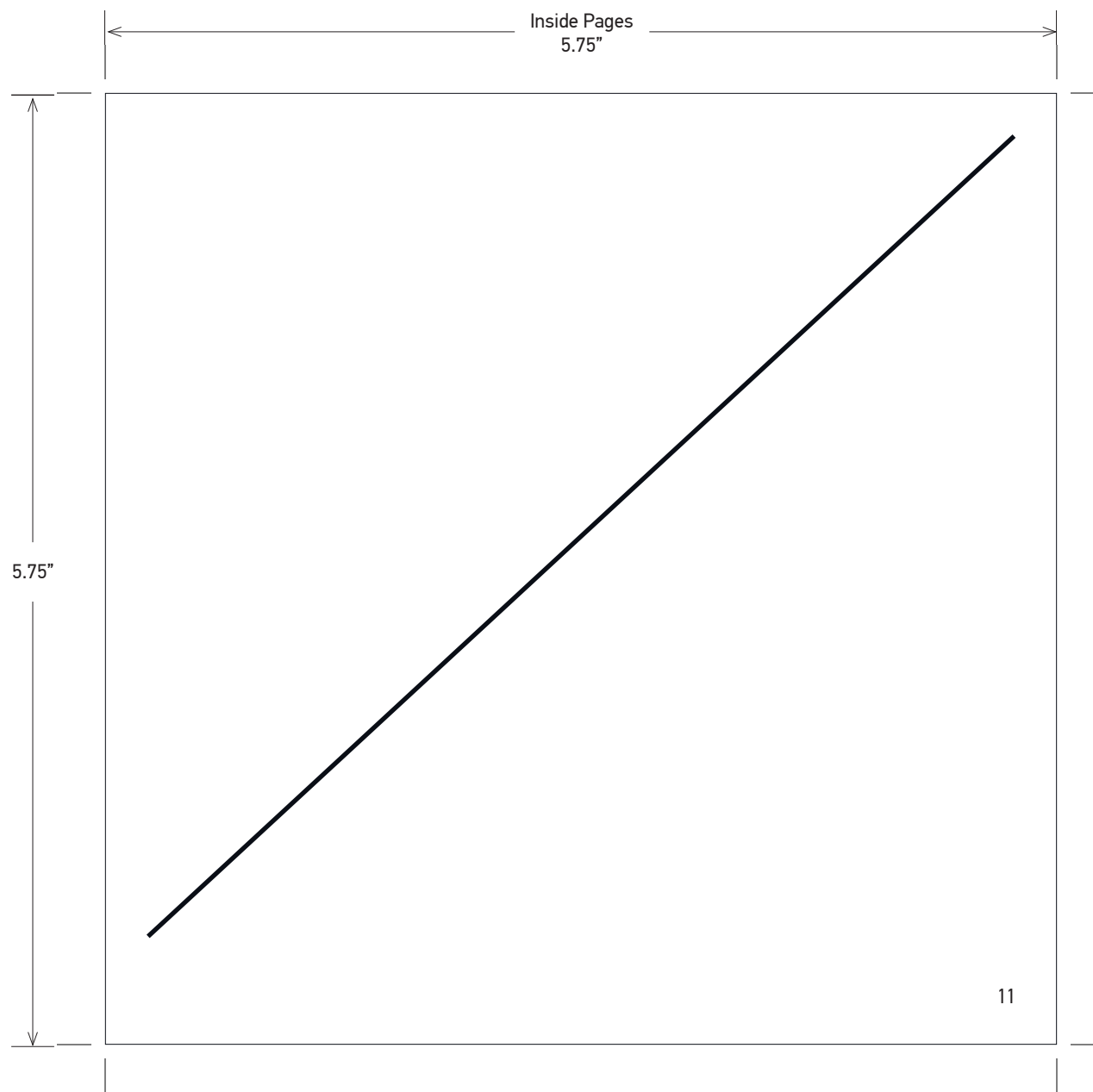
Description: 8-page Booklet Label

Label Stock: Base - 60# semigloss

Date: 5.12.22

Version: 2

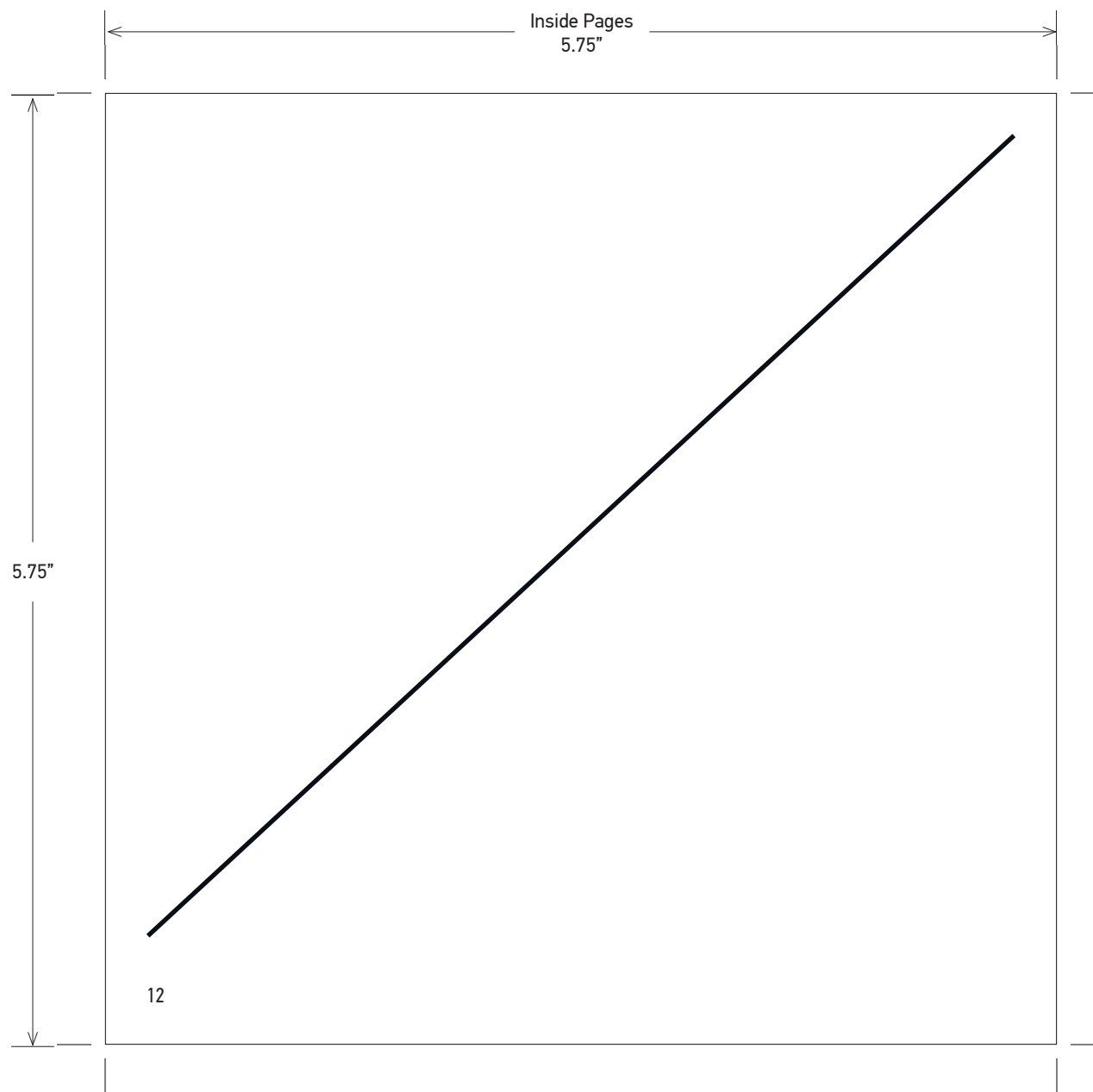
Project Number: S46808



GroPro Ag STOMP SLUG® Booklet Label

GroPro Ag STOMP SLUG®

Description: 8-page Booklet Label
Label Stock: Base - 60# semigloss
Date: 5.12.22
Version: 2
Project Number: S46808



GroPro Ag STOMP SLUG® Booklet Label

GroPro Ag STOMP SLUG®

Description: 8-page Booklet Label
Label Stock: Base - 60# semigloss
Date: 5.12.22
Version: 2
Project Number: S46808



GroPro Ag STOMP SLUG® Base Label

GroPro Ag STOMP SLUG®

Description: Single Base Label

Label Stock: Base - 60# semigloss, Liner - 40# paper

Date: 5.12.22

Version: 2

Project Number: S46808